



ANTICIPATE
DESIGN
SAFEGUARD

Platforms and Ramps



Innovative Engineering Solutions

www.LeumEngineering.com
(952) 401-0127

Platforms and Ramps

Self-Standing Loading Docks, Platforms and Dock to Grade Ramps



Leum Engineering, Inc. is the premier provider of loading dock platforms and ramps. Complex applications seem as routine as standard projects through our close attention to detail and our outstanding customer focus.

Self-Standing Loading Docks

When a customer needs to add a new loading dock position, it often involves costly excavation and concrete construction. Self-Standing Loading Dock Platforms are designed to be modular and can be relocated easily as the business demands. These platforms can stand alone for hand loading or integrate high capacity loading dock levelers and vehicle restraints. The combination of dock equipment, handrails, stairs and ramps allow a customer to design a steel loading dock that is flexible yet robust.



Dock to Grade Ramps

Our ramps are built to match the dock design, commonly sized to 8' wide or greater. Matching the width of the loading dock door increases the safety of the ramp by eliminating potentially dangerous "drop-off" zones between the ramp sides and the opening. Utilizing open serrated steel grating increases traction for the forklifts as they traverse the grade. To insure a long life and firm surface, mid-span support legs are installed to minimize ramp deflections caused with a 30' span. If needed, full span ramps are available, typically if asphalt dock approaches are present. If the dock to grade ramp is considered a means of egress from the building or has potential for pedestrian traffic, side handrails are available.



Dock Stairs and Ladders

Leum Engineering custom designs stair and landing weldments per the International Building Code as well as customer requests. These are typically made with open serrated bar grating surfaces for traction and painted yellow for visibility.

Ship ladders and custom loading dock ladders are also available upon request.



Our 20 years of experience in the loading dock industry gives us the advantage to design and build the fabrications that integrate with standard loading dock products. The designs combine customer needs, safety, installation and robust materials to ensure a long and useful product life.



MADE IN THE U.S.A

Platforms and Ramps

www.LeumEngineering.com
(952) 401-0127

Impactable Dock Ramps (Patent Pending)

"It's a FACT...It is easier to move a trailer to a dock than moving a dock to the trailer."

The **Impactable Dock Ramp** has the flexibility of a mobile yard ramp, with the stability of a permanent loading dock. The unique structural design allows it to absorb trailer impact, thus allowing a fixed location and the utilization of Rite Hite Vehicle Restraints. The base ramp is bolted to grade, transferring impact loads, however does require concrete for support. The dock height can be fixed, mechanically or hydraulically adjusted. The 30' inclined ramp with a 6' level off creates a smooth transition into the rear of trailers ranging from 36" to 60" off of grade. Because of the incredible flexibility, this product is perfect for adding loading docks to leased facilities and grade level buildings without the excavation and construction costs.

Standard features include:

- 10" structural side curbs
- Open serrated bar grating on incline of ramp (base is solid steel)
- Rite Hite Mechanical EOD
- Capacities 15,000, 20,000 and 30,000 lbs
- 6', 8' and 9' clear inside curb widths
- 36' overall length
- Fixed support legs



Optional Features:

- Mechanically adjustable jack legs
- Hydraulically adjustable legs
- Hydraulic Edge of Dock Leveler
- 40' white vinyl enclosure
- Control Masts
- Rite Hite Vehicle Restraint and Bracketing
- Side Mounted Stairs



40 Foot Vinyl Enclosure (Available in white only)



Platforms and Ramps


www.LeumEngineering.com

(952) 401-0127


More Products by Leum Engineering

The loading dock and safety company on the cutting edge of product development.

Delivering smart safety solutions for today industries and beyond.





- Railboards
- Dockboards
- Container Ramps
- EOD Ramps
- Wheel Risers
 - Static
 - Adjustable
 - Pit Fillers
- Wheel Guides



Why buy from Leum Engineering?

Our mission is to continuously grow and “find new product opportunities by solving unusual loading dock problems. The end result is a partner that is willing to work harder on projects that fall outside of the standard realm of solutions.



Leum Engineering is proud to partner with the Rite Hite Corporation.

Rite Hite is a recognized leader in loading dock and industrial safety products.



Platforms and Ramps

www.LeumEngineering.com

(952) 401-0127