

Raptor Dock Door

Maximum safety and maximum simplicity with Rite-Hite's high performance Raptor Rubber Series Doors. This dock door is perfect for low to medium cycle applications up to 10' x 12' in size.

Durable design

The 100 mil PolyPro curtain and available 1/4" SBR Rubber curtain are designed to withstand the harshest environments and most severe impacts from material handling equipment.

Maximum uptime, minimum maintenance

Fewer moving parts mean fewer, less costly repairs and reliable, trouble-free performance.

A rugged roll-up barrier resists impact damage

Designed and manufactured to withstand extreme temperature, high wind loads, heavy duty cycles and dirty, dusty environments.

Operating speeds

Operating speeds of 12" (.3048 m/sec) depending on door size.

TRUE Auto Re-feed™

After an impact, the Raptor Dock door re-feeds itself as it is opened, keeping your door operational and downtime to a minimum.

Inherently safer by design

Thanks to soft bottom design and Soft Breakaway™ Technology.

Top-of-the-line performer

Raptor Dock door is designed to be the toughest, safest, highest wind load impactable Dock Door available on the market.



Specifications

Speed

Peak speeds up to 12"/sec (.3048 m/sec) with standard variable frequency drive. Top speed is dependent on door size.

Size

Minimum – 6.0" w x 8'0" h (1828 mm x 2438 mm)
Maximum – 10'0" w x 12'0" h (4876 mm x 4876 mm)

Curtain material

- » 100 mil PolyPro
- » Optional - 1/4" SBR Rubber

Side frames

- » Standard - Leg In
- » Optional - Leg Out

Sideframe finish

- » Galvanized Sideframes
- » Optional - Painted Sideframes

Drive system

3 versions available: Operator Ready, Manual Chain Hoist 5:1 or Jackshaft Operator - Micanan (includes chain hoist)

Electrical requirements

Single-phase: 110V
 Three-phase: 208V, 230V, 460V, 575V

Curtain retention

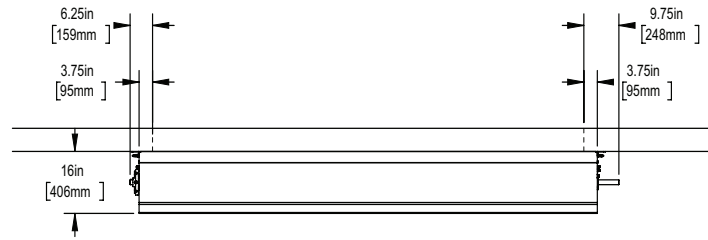
Standard 20 psf static wind load which is equivalent up to a 115 mph windload. Higher wind load capabilities may be available depending on door size.

Safety features

Soft bottom design - Soft Breakaway™ Technology.

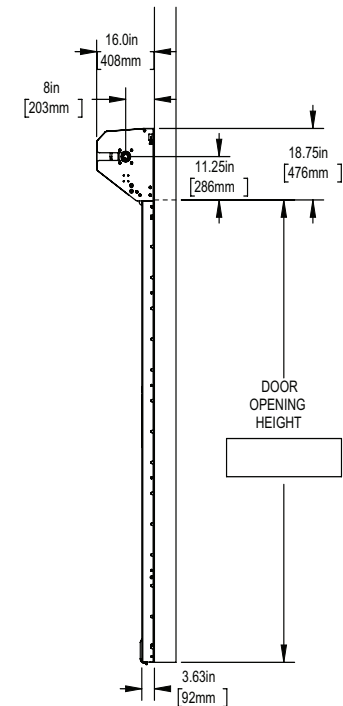
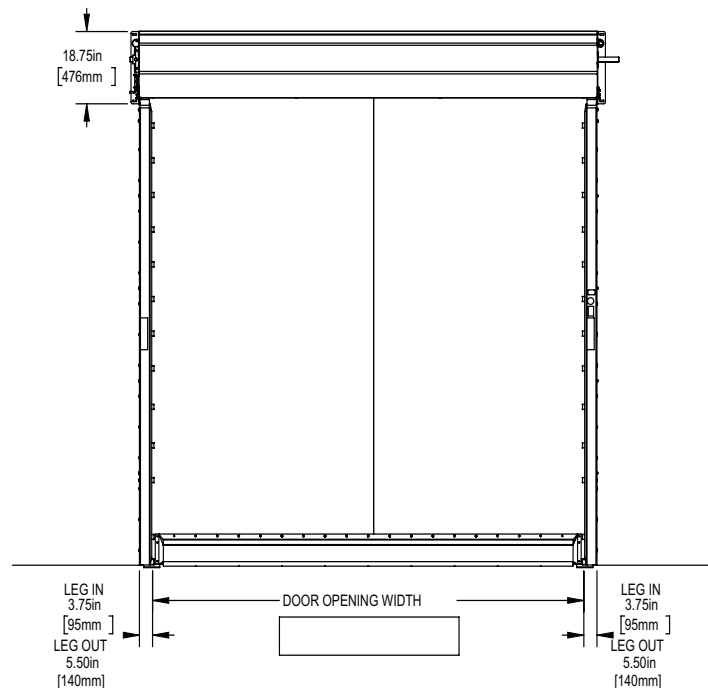
Warranty

Two (2) Year on all mechanical and electrical parts.
 One (1) Year labor.



RAPTOR DOCK DETAILS

Note: Consult order form for additional product specifications & all available options.



D20RRDSS0621G1

8900 North Arbon Drive
 Milwaukee, WI 53223, USA

P 414-355-2600 (800-456-0600)
F 414-355-9248

Rite-Hite® Raptor Door, TRUE Auto Re-feed™, Soft Breakaway™, i-COMM™ and Opti-Vu™ are trademarks of the Rite-Hite Holding Corporation. Rite-Hite products may be covered by one or more U.S. Patents with other U.S. and foreign patents pending. Rite-Hite reserves the right to make product improvements without prior notice. Manufactured by: Rite-Hite Industrial Door Corporation and Rite-Hite Digital Solutions.

www.ritehite.com